

# Pedestals and Base plates

for MOTOMAN Robots



As a robot manufacturer with our own system engineering department, we offer not only the robot, but also suitable pedestals and base plates from a single source. This not only saves you a lot of organizational effort, but also guarantees that you receive products that can be used immediately.

## KEY BENEFITS

- Suitable for our robot models
- Broad portfolio for your requirements
- High-quality painted steel construction
- Simple attachment with floor anchors/screws
- Available in different heights
- Reusable with the same robot model

## Pedestals

Round bases specially developed for Yaskawa MOTOMAN industrial robots and cobots with cable opening and optional adapter holder and mounting set.


The stable, robust bases are matched to the products and are available in all standard heights – from 200 to 2500 mm.

## Base plates

Robust base plates specially developed for Yaskawa MOTOMAN industrial robots and cobots, optionally with a mounting set.

The base plates, which are tailored to the products, are available in three different thicknesses depending on the requirements – 20, 40 and 60 mm – and ensure optimum load distribution.

# Pedestals



## Pedestals Category A ▶ GP4, SG400, SG650

<b>Pedestal height [mm]</b>	200	300	400	500	600	700	800	900	—	—	—	—	—
<b>Weight [kg]</b>	13,64	16,05	17,09	20,50	22,53	24,94	27,34	29,75	—	—	—	—	—
<b>Base area L/W [mm]</b>	300/300	300/300	300/300	300/300	300/300	300/300	300/300	300/300	—	—	—	—	—
<b>Socket Ø [mm]</b>	250	250	250	250	250	250	250	250	—	—	—	—	—
<b>SAP number</b>	229175	229192	219530	230481	222172	230701	230702	219529	—	—	—	—	—

## Pedestals Category C ▶ GP7, GP8

<b>Pedestal height [mm]</b>	200	300	400	500	600	700	800	900	1000	—	—	—	—
<b>Weight [kg]</b>	15,16	17,87	20,20	22,90	25,22	27,93	30,63	33,33	36,03	—	—	—	—
<b>Base area L/W [mm]</b>	330/330	330/330	330/330	330/330	330/330	330/330	330/330	330/330	330/330	—	—	—	—
<b>Socket Ø [mm]</b>	280	280	280	280	280	280	280	280	280	—	—	—	—
<b>SAP number</b>	230706	230708	230707	230704	222173	230705	230709	219528	224380	—	—	—	—

## Pedestals Category E ▶ HC10DTP, HC10DTPF

<b>Pedestal height [mm]</b>	200	300	400	500	600	700	800	900	1000	1200	—	—	—
<b>Weight [kg]</b>	21,61	24,80	27,62	30,81	33,63	36,82	40,01	43,21	53,80	61,75	—	—	—
<b>Base area L/W [mm]</b>	380/380	380/380	380/380	380/380	380/380	380/380	380/380	380/380	380/380	380/380	—	—	—
<b>Socket Ø [mm]</b>	330	330	330	330	330	330	330	330	330	330	—	—	—
<b>SAP number</b>	230719	230724	230720	230721	222171	230723	230722	219525	230718	219669	—	—	—

## Pedestals Category G ▶ HC20SDTP

<b>Pedestal height [mm]</b>	200	300	400	500	600	700	800	900	1000	1200	—	—	—
<b>Weight [kg]</b>	59,80	65,12	69,90	75,23	78,00	85,32	90,65	95,98	110,97	123,72	—	—	—
<b>Base area L/W [mm]</b>	490/490	490/490	490/490	490/490	490/490	490/490	490/490	490/490	490/490	490/490	—	—	—
<b>Socket Ø [mm]</b>	440	440	440	440	440	440	440	440	440	440	—	—	—
<b>SAP number</b>	230729	228694	230730	230725	228693	230726	230728	228695	230727	228692	—	—	—

**Optional accessories:** adapter bracket, cover for cable opening, floor mounting kits for concrete or steel mounting

## Pedestals Category H ▶ GP12, GP8L, HC20DTP, HC30PL

<b>Pedestal height [mm]</b>	200	300	400	500	600	700	800	900	1000	1200	—	—	—
<b>Weight [kg]</b>	59,55	64,96	69,66	74,98	79,75	85,08	90,41	95,73	110,73	123,48	—	—	—
<b>Base area L/W [mm]</b>	490/490	490/490	490/490	490/490	490/490	490/490	490/490	490/490	490/490	490/490	—	—	—
<b>Socket Ø [mm]</b>	440	440	440	440	440	440	440	440	440	440	—	—	—
<b>SAP number</b>	230731	228681	219732	230733	219822	221536	222049	219150	230732	217989	—	—	—

## Pedestals Category K ▶ GP20, GP25, GP25-12

<b>Pedestal height [mm]</b>	200	300	400	500	600	700	800	900	1000	1200	1500	1800	—
<b>Weight [kg]</b>	83,45	90,00	96,00	102,55	108,55	115,10	121,65	128,20	134,37	147,47	221,90	297,04	—
<b>Base area L/W [mm]</b>	590/590	590/590	590/590	590/590	590/590	590/590	590/590	590/590	590/590	590/590	590/590	590/590	—
<b>Socket Ø [mm]</b>	540	540	540	540	540	540	540	540	540	540	540	540	—
<b>SAP number</b>	230748	222901	221359	222048	222174	221535	230749	219149	230750	219148	219145	218246	—

## Pedestals Category M ▶ GP20HL, GP35L, GP50, GP70L, GP88, GP110, SP100

<b>Pedestal height [mm]</b>	200	300	400	500	600	700	800	900	1000	1200	1500	1800	—
<b>Weight [kg]</b>	112,24	121,12	129,34	138,21	146,42	155,30	164,17	173,05	208,93	232,52	267,57	302,95	—
<b>Base area Ø [mm]</b>	770	770	770	770	770	770	770	770	770	770	770	770	—
<b>Socket Ø [mm]</b>	610	610	610	610	610	610	610	610	610	610	610	610	—
<b>SAP number</b>	230757	230755	230754	230753	222175	221562	230752	219111	230756	219112	226677	217211	—

## Pedestals Category P ▶ GA50, GP180, SP165, GP180-120, SP165-105, GP225, SP210

<b>Pedestal height [mm]</b>	200	300	400	500	600	700	800	900	1000	1200	1500	1800	2500
<b>Weight [kg]</b>	162,15	171,64	180,58	190,07	199,01	208,50	217,99	227,48	236,97	255,96	311,40	345,53	830,59
<b>Base area Ø [mm]</b>	940	940	940	940	940	940	940	940	940	940	940	940	940
<b>Socket Ø [mm]</b>	780	780	780	780	780	780	780	780	780	780	780	780	780
<b>SAP number</b>	230784	230785	230783	230780	222176	230778	230782	230779	230781	219361	228851	219229	232059

## Pedestals Category R ▶ GP120RL, GP165R, SP150R, GP200R, SP185R, GP215, GP250, SP235, GP280, GP300R, GP400, GP600, PL190, PL190-100, PL320, PL500, PL800

<b>Pedestal height [mm]</b>	—	300	400	500	600	700	800	900	1000	1200	1500	1800	2500
<b>Weight [kg]</b>	—	449,64	486,95	481,43	496,99	513,22	529,45	545,68	561,90	594,36	718,82	783,61	1382,79
<b>Base area Ø [mm]</b>	—	1270	1270	1270	1270	1270	1270	1270	1270	1270	1270	1270	1270
<b>Socket Ø [mm]</b>	—	1110	1110	1110	1110	1110	1110	1110	1110	1110	1110	1110	1110
<b>SAP number</b>	—	221573	230787	228554	222177	230786	230788	221537	230789	219371	222898	219368	219343

## Pedestals Category T ▶ GP400R

<b>Pedestal height [mm]</b>	—	300	400	500	600	700	800	900	1000	1200	1500	1800	2500
<b>Weight [kg]</b>	—	511,57	528,90	546,89	564,22	582,21	600,20	618,19	636,18	672,17	810,28	882,12	1547,45
<b>Base area Ø [mm]</b>	—	1390	1390	1390	1390	1390	1390	1390	1390	1390	1390	1390	1390
<b>Socket Ø [mm]</b>	—	1230	1230	1230	1230	1230	1230	1230	1230	1230	1230	1230	1230
<b>SAP number</b>	—	230790	230793	230794	222178	230792	230796	230797	230791	219373	230795	219372	219240

**Optional accessories:** adapter bracket, cover for cable opening, floor mounting kits for concrete or steel mounting

# Base plates



## Base plate Category A ▶ GP4, SG400, SG650

Base plate thickness [mm]	20
Weight [kg]	13,20
Base area L/B [mm]	300/300
SAP number	232022

## Base plate Category C ▶ GP7, GP8

Base plate thickness [mm]	20
Weight [kg]	16,05
Base area L/B [mm]	330/330
SAP number	232018


## Base plate Category E ▶ HC10DTP, HC10DTPF

Base plate thickness [mm]	20
Weight [kg]	21,24
Base area L/B [mm]	380/380
SAP number	232021

## Base plate Category G ▶ HC20SDTP

Base plate thickness [mm]	40
Weight [kg]	70,30
Base area L/B [mm]	490/490
SAP number	232019

**Optional accessories:** floor mounting kits for concrete or steel mounting



## Base plate Category H ▶ GP12, GP8L, HC20DTP, HC30PL

Base plate thickness [mm]	40
Weight [kg]	100,33
Base area L/B [mm]	490/490
SAP number	232017

## Base plate Category K ▶ GP20, GP25, GP25-12

Base plate thickness [mm]	40
Weight [kg]	100,30
Base area L/B [mm]	590/590
SAP number	232023

## Base plate Category M ▶ GP20HL, GP35L, GP50, GP70L, GP88, GP110, SP100

Base plate thickness [mm]	40
Weight [kg]	139,76
Base area Ø [mm]	770
SAP number	232020

## Base plate Category P ▶ GA50, GP180, SP165, GP180-120, SP165-105, GP225, SP210

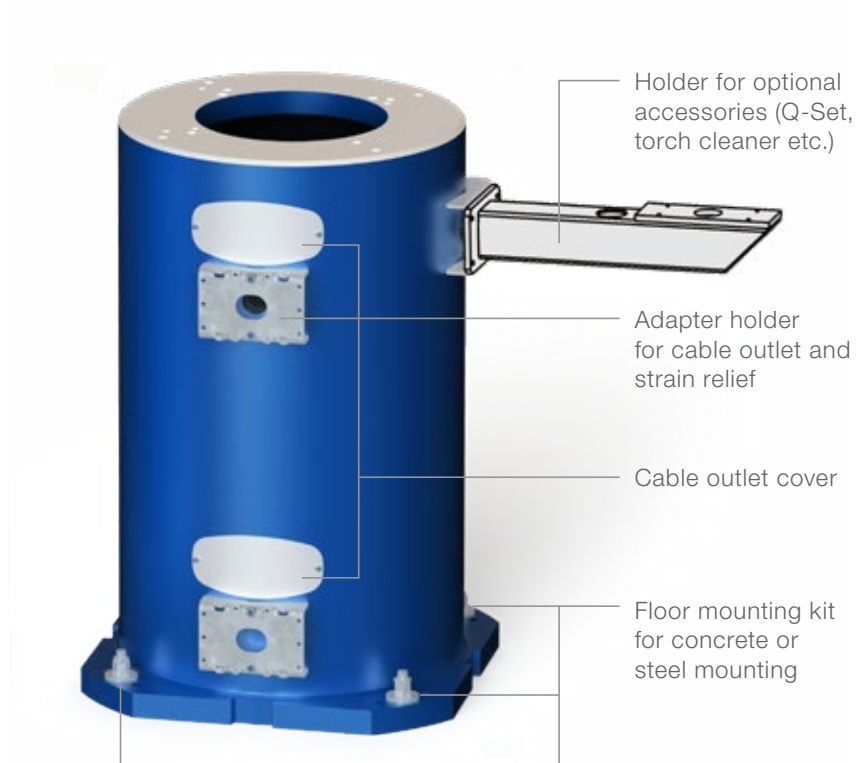
Base plate thickness [mm]	40
Weight [kg]	210,42
Base area Ø [mm]	940
SAP number	232016

## Base plate Category R ▶ GP120RL, GP165R, SP150R, GP200R, SP185R, GP215, GP250, SP235, GP280, GP300R, GP400, GP600, PL190, PL190-100, PL320, PL500, PL800


Base plate thickness [mm]	60
Weight [kg]	581,78
Base area Ø [mm]	1270
SAP number	225774

**Optional accessories:** floor mounting kits for concrete or steel mounting

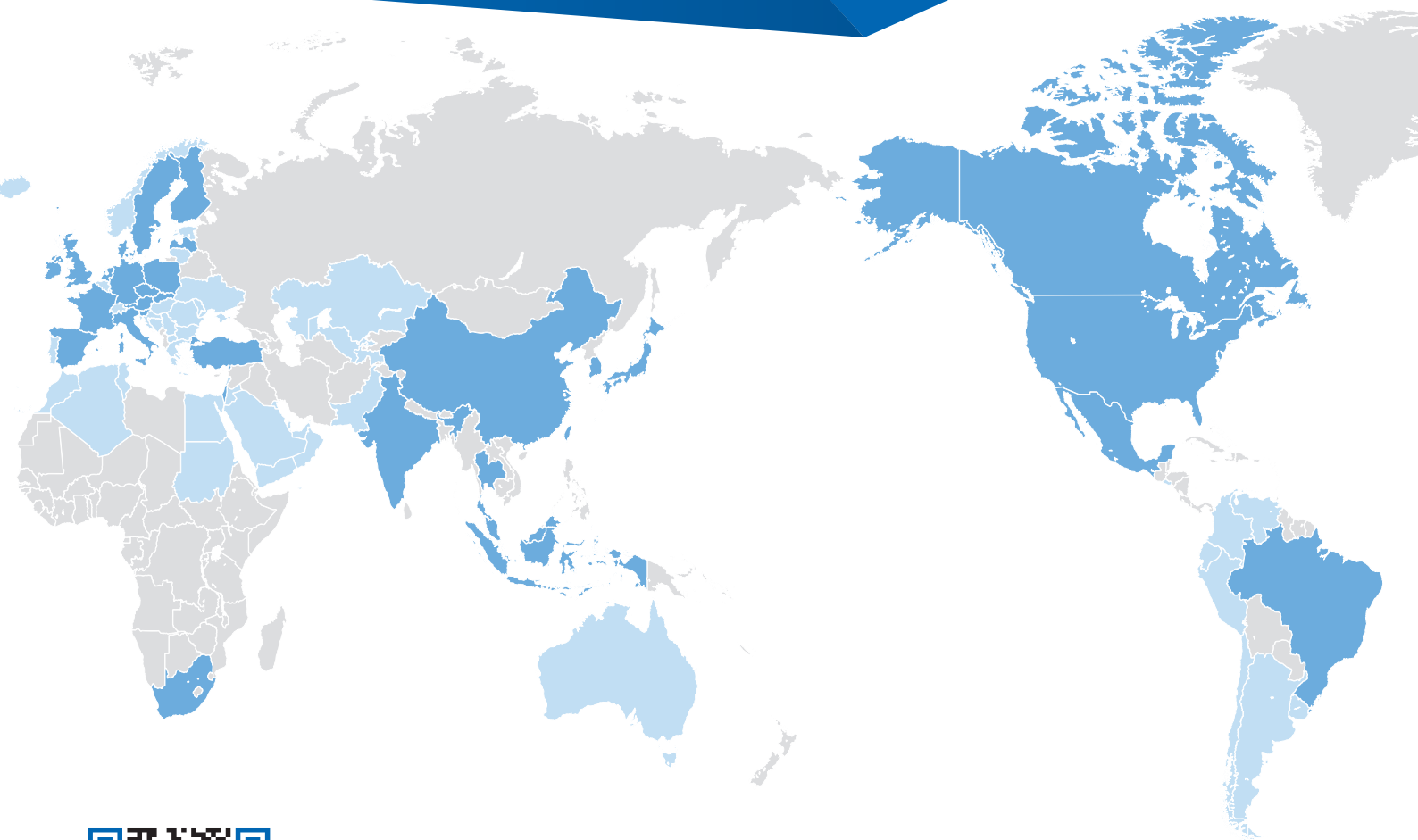
# Accessories



Accessories	Category / SAP number									
	A	C	E	G	H	K	M	P	R	T
Holder for optional accessories (Q-Set, burner cleaner etc.)	225159	225159	225159	225159	225159	225159	225159	225159	225159	225159
Adapter holder for cable outlet and strain relief	217208	217208	217208	217208	217208	217208	217208	217208	217208	217208
Cable outlet cover	219823	219823	219823	219823	219823	219823	219823	219823	219823	219823
Floor mounting kit for concrete mounting	231868	231868	231868	231875	231875	231875	231873	231873	231874	231874
Floor mounting kit for steel mounting	233844	233844	233844	233842	233842	233842	233845	233845	233843	233843







#### Robotics Division

YASKAWA Europe GmbH  
Yaskawastraße 1  
85391 Allershausen, Germany  
Tel. +49 (0) 8166/90-0  
Fax +49 (0) 8166/90-103

#### YASKAWA Headquarters Academy and Sales Office

YASKAWA Europe GmbH  
Philipp-Reis-Straße 6  
65795 Hattersheim am Main, Germany  
Tel. +49 (0) 6196/77725-0  
Fax +49 (0) 6196/77725-39

All drawing dimensions in mm.  
Technical data may be subject to change without previous notice.  
Please request detailed drawings at [robotics@yaskawa.eu](mailto:robotics@yaskawa.eu).

Pedestals and Base plates  
A-07-2024, A-Nr. 231043

[robotics@yaskawa.eu](mailto:robotics@yaskawa.eu)  
[www.yaskawa.eu](http://www.yaskawa.eu)

# YASKAWA